


**Unorthodox**



**THE STANDARD IN ENGINEERING EXCELLENCE**



11 Brandywine Dr, Deer Park, NY 11729 - Ph: (631) 586-9525 Fx: (631) 586-2599 Em: info@unorthodoxracing.com

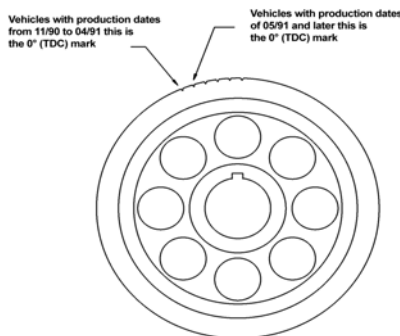
**Notice: These installation instructions are not a replacement for the factory manual; some factory specified tools may be required for removal of the original parts.**

**For technical assistance before, during or after installation please feel free to contact our technical support line at 631-586-9525 ext. 12 (Monday-Friday 10AM to 6PM EST)**

## **Installation Instructions**

**Ultra SS – 1991-2000 Nissan / 1991-1999 Infiniti SR20DE 2.0L 16V FWD**

- **Ultra SS kit Part# 0410007\_ contains Ultra S underdrive crank pulley Part# 0210107, Ultra A alternator pulley Part#0110307, Ultra A power steering pulley Part# 0110407 & Ultra A water pump pulley Part# 0110507. Check the parts in the box to make sure that the part numbers above match the part numbers engraved on the back of the pulleys. If the part numbers or quantities of parts do not match, do not install the pulley and call the dealer you purchased the parts from or call our tech line direct.**
- Loosen the lug nuts on the passenger side wheel and raise the front vehicle and secure with a jack / safety stand.
- Remove passenger side front wheel and remove the plastic wheel well shroud to gain access to the original pulleys.
- Loosen alternator, power steering and water pump pulley bolt/nuts, but do not remove yet.
- Loosen crankshaft pulley bolt but do not remove yet.
  - Manual Transmission: Have assistant put car into 5th gear and hold brake pedal firmly, the bolt is tight and will require significant force to loosen.
  - Automatic Transmission: Follow the crank pulley removal procedure/s specified in the factory manual.
- Loosen air conditioning/alternator and water pump/power steering belts and remove.
- Use a puller to remove the original crank pulley.
- Remove the water pump pulley and install the new unit, tighten bolts finger tight (If water pump pulley cannot be removed because of closeness of frame rail, then push the motor toward the driverside of the engine compartment until original pulley can be removed and new pulley can be installed).
- **The new crankshaft pulley is equipped with a steel sleeve that the engine oil seal rides. Check to make sure that the sleeve is on the pulley otherwise do not install as a major oil leak or serious engine damage could occur.**
- Install the underdrive crankshaft pulley, lightly coat the inner bore of the new pulley with anti-seize compound and tighten crankshaft pulley bolt, see the torque specification below. Make sure that the crank snout edge has no burrs, if no burrs are present pulley will slip on easily and seat properly. **Do not force pulley onto crankshaft as damage to both will occur voiding the warranty.** In the rare case that a pulley is tight clean crank snout (as they can get slightly rusty) with emery cloth until pulley slides on as stated.
- Install new alternator, power steering and tighten attaching hardware hand tight.
- Re-install the new accessory belts in reverse order, see the necessary new belt sizes below.
- Tighten the water pump pulley bolts, until lock washers are fully compressed.
- Re-install the remaining components in reverse order.
- Tighten the accessory belts to factory tension specifications.
- The maximum HP gains from the pulley/s can be expected within 5-7 days of driving, once the computer has recalibrated fully and taken advantage of the engines lighter rotational weight.



### **Crankshaft Pulley Bolt Torque Specification**

- 105-112 ft-lbs. / 1260- 1344 in-lbs. / 142-152 NM

**New Belt Sizes** (The belt sizes used may vary slightly. We recommend the use of Gates brand belts. Belt sizing can vary from belt manufacturer to belt manufacturer)

- Alternator and Air Conditioning – Use Gates K060390 (39 5/8" or 1005MM).
- Alternator without A/C - Use Gates K040310 (31 5/8" or 805MM), alternate belt size use K040315 (32.25" or 820MM).
- Water Pump and P/S – Use Gates K040340 (34 5/8" or 880MM), alternate belt size use K040345 (35" or 890MM).
- \* **If a different size belt/s work better on your vehicle please let us know the manufacturer and size of each belt/s used. You can contact us by phone or e-mail through our web page. Thank You!**

### **Other Fine Unorthodox Racing Products Available For These Vehicles**

- Ultra L aluminum flywheel Part# 06.10.107.00.
- Ultra G Stage 1 clutch kit Part#07.10.007.00 (Pressure plate, full faced Kevlar disc, pilot & throw-out bearing and alignment tool)
  - Can hold 30-40% more torque than the stock clutch.
- Ultra G Stage 1 clutch kit Part#07.10.007.01 (Pressure plate, windowed Kevlar disc, pilot & throw-out bearing and alignment tool)
  - Can hold 40-60% more torque than the stock clutch.
- Ultra G Stage 2.6 clutch Part# 07.10.107.06 (Pressure plate, 4 puck ceramic disc, pilot & throw-out bearing and alignment tool)
  - Can hold 60-80% more torque than the stock clutch.
- Ultra G Stage 2.4 clutch Part# 07.10.107.04 (Pressure plate, 6 puck ceramic disc, pilot & throw-out bearing and alignment tool)
  - Can hold 80-100% more torque than the stock clutch.


**We appreciate your comments, good or bad, about our products performance. Our goal is 100% customer satisfaction and your feedback is very important in achieving this goal!**

**www.unorthodoxracing.com**

Unorthodox



THE STANDARD IN ENGINEERING EXCELLENCE



11 Brandywine Dr, Deer Park, NY 11729 - Ph: (631) 586-9525 Fx: (631) 586-2599 Em: info@unorthodoxracing.com

## THE UNORTHODOX PLEDGE

Unorthodox Racing, Inc. warrants the quality of the products it designs and manufactures to be free of defects in material and workmanship. This limited warranty is extended only to the individual purchaser who has purchased our product from an authorized dealer/distributor and may not be transferred or assigned. A list of authorized dealers/distributors is available on our web site or can be obtained by calling our main offices. This limited warranty applies to any product, which, after careful inspection by Unorthodox Racing Inc., after receipt of the product/s from our authorized reseller, is found to have a defect in either material or workmanship. **UNORTHODOX RACING, INC. PARTS, USED IN COMPETITION OF ANY KIND, SANCTIONED OR UNSANCTIONED, ARE SOLD "AS IS" WITHOUT ANY WARRANTY WHATSOEVER.** Any modifications to the pulley/pulleys will void any and all warranties and will not be exchanged. Before installation, check new car warranty. Unorthodox Racing, Inc. is not responsible for voiding any original manufacturer warranty. All warranty claims must be returned to Unorthodox Racing or your authorized reseller, you must return the product and sales receipt, at your own expense, accompanied by a letter stating the reason for the claim. **PLEASE REFER TO THE PARAGRAPH BELOW FOR THE PROPER RETURN PROCEDURES.** Claims for Ultra R, Rc, S, Sc, SS, SSc, Ts & Tr products must be received no later than one year after the date of purchase. If all the above procedures are followed, and the product is found to be defective in either material or workmanship, Unorthodox Racing, Inc. shall either repair or replace the product, at its sole discretion, and at its sole cost. This limited warranty does not cover or apply to any personal injury, labor charges, or any other incidental costs or damages caused by the defective product. **THIS LIMITED WARRANTY IS THE ONLY EXPRESS WARRANTY, WHICH APPLIES TO UNORTHODOX, RACING PRODUCTS AND IS EXPRESSLY GIVEN IN LIEU OF ANY OTHER WARRANTY EXPRESSED OR IMPLIED, INCLUDING THAT OF MERCHANTABILITY. ANY IMPLIED WARRANTY INCLUDING THAT OF MERCHANTABILITY AND/OR FITNESS FOR A PARTICULAR PURPOSE IS HEREBY LIMITED BY THE SAME TERMS AND TIME LIMITATIONS SET FORTH IN THIS LIMITED EXPRESS WARRANTY AND OTHERWISE EXCLUDED.** You may have rights under either state or federal law, including laws governing warranties, which you should consult. EXCEPT FOR THOSE OBLIGATIONS ASSUMED HEREIN, UNORTHODOX RACING, INC. ASSUMES NO OTHER OBLIGATIONS IN CONNECTION WITH THE SALE OF ITS PRODUCTS.

We sometimes make mistakes, as do our suppliers. Even customers order the wrong parts. Do not use, modify, install, trial assemble, mark, nick, drop, scratch or balance any part until you first check for any damage. Shortages must be reported within five (5) business days of receipt. Damage must be reported immediately, no exceptions. For any shortages or damage please contact Unorthodox Racing Inc or your authorized reseller immediately upon receipt of the shipment. Any parts not purchased directly from Unorthodox Racing Inc, must be processed through the authorized reseller from which you purchased the product. E-Store order return claims must be received within 30 days of the invoice date in order to receive a full credit of the purchase price (less the shipping & handling cost). Any returns after 30 days will be assessed a 30% re-stock fee. If you need to return parts purchased directly from Unorthodox Racing Inc please contact our customer service department, they will issue you a "RETURN MERCHANDISE AUTHORIZATION" number (RMA#). For any returns write this RMA number on the outside of the box so that our receiving/shipping department or the authorized resellers receiving/shipping department can expedite the claim. **THE RETURNED PARTS MUST BE IN RESALEABLE CONDITION; THAT IS, IN THE SAME CONDITION YOU RECEIVED THEM. IT IS YOUR RESPONSIBILITY TO CAREFULLY PACKAGE ANY RETURNS TO AVOID SHIPPING DAMAGE, INSURANCE IS HIGHLY RECOMMENDED. CREDIT WILL NOT BE ISSUED FOR DAMAGED GOODS.**

**PLEASE CALL IF YOU HAVE ANY QUESTIONS OR DO NOT UNDERSTAND THIS WARNING!** Refer to our catalog for other terms and conditions. We appreciate your business. The purpose of this warning is to avoid any problems or hard feelings. We will bend over backwards to help you.